

**SPECIFICATIONS**

**MAXIMUM SIZE**

13 ft. wide (single gate) or 26 ft. wide (bi-parting gate), 6 ft. high (extended)

**GATE BODY**

Diagonal 14 gauge steel lattice channels in a diamond pattern, spaced approximately 6" apart, riveted back-to-back through zinc plated steel washers between channels, non-metallic vertical rollers enclosed in lead and rear bars, vertical intermediate supports on single gate sections over 8 ft. wide

**LEAD & REAR BARS**

14 gauge formed steel box channels

**GATE PIVOT**

Malleable iron casting at top and bottom of rear bar

**LOCKING**

Hasp suitable for padlocking gate in closed position (full height lock post on single gate), 3/4" cane bolt on lead bar of bi-parting gate or intermediate support on single gate, pivoting steel tie-back arm to hold gate in open position

**BOTTOM CASTER**

Hard rubber 2" swivel caster on bottom of lead bar

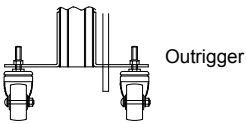
**FINISH**

Hot-dip galvanized, or factory applied black or gray paint

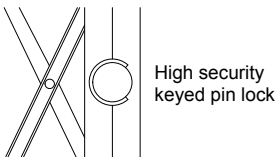
**WARRANTY**

One year limited warranty (excluding finish)

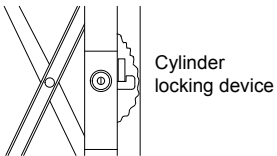
**COMMON OPTIONS**



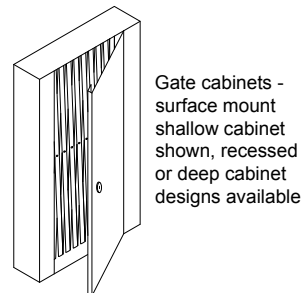
Outrigger



High security keyed pin lock



Cylinder locking device

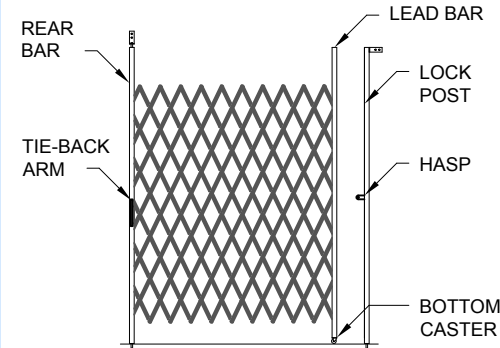


Gate cabinets - surface mount shallow cabinet shown, recessed or deep cabinet designs available

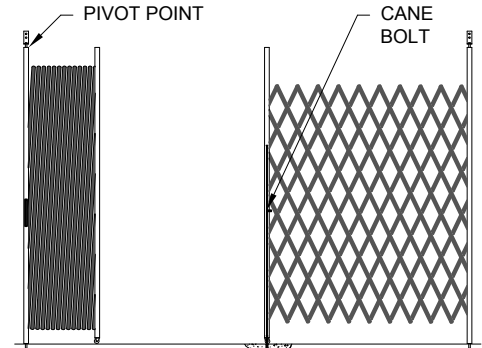
**OTHER OPTIONS**

- LT Series folding gates are also available as portable gates
- Powder Coat Finish
- Mesh or Vinyl Privacy Curtains

**GATE DETAILS**

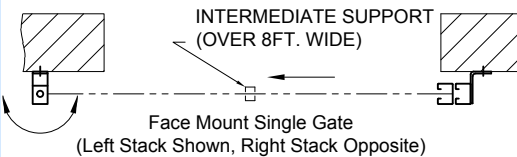


Single Gate (Left Stack Shown, Right Stack Opposite)

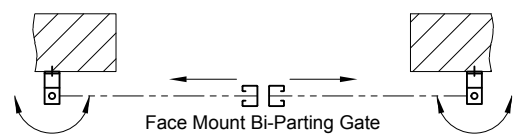


Bi-Parting Gate

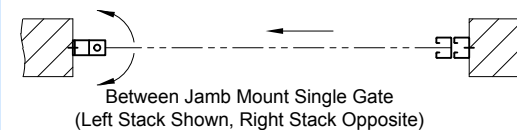
**JAMB DETAILS**



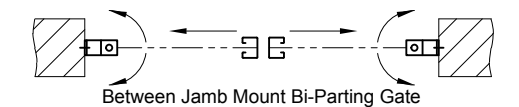
Face Mount Single Gate (Left Stack Shown, Right Stack Opposite)



Face Mount Bi-Parting Gate



Between Jamb Mount Single Gate (Left Stack Shown, Right Stack Opposite)

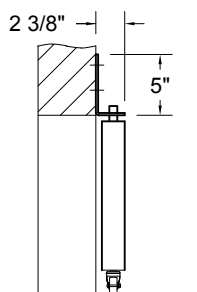


Between Jamb Mount Bi-Parting Gate

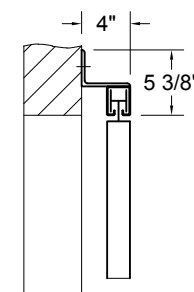
**CLEARANCES:**

Allow approximately 2" per ft. of gate width for stacking clearance.

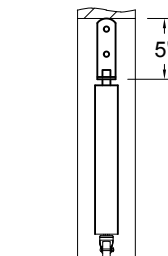
**HEAD DETAILS**



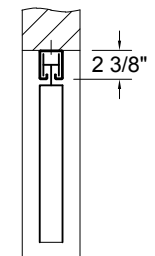
Bottom Caster Face Mount



Top Roller\* Face Mount



Bottom Caster Between Jamb Mount



Top Roller\* Between Jamb Mount

**GENERAL NOTES:**

Clearances are based upon standard gate construction. Some options may require additional clearance. Shop drawings for specific applications are available. Consult factory for any information not shown.

\* Available as an option