


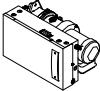




SPECIFICATIONS

UL File No. R2820 • CSFM Listing No. 3515-1587:100 • FM Approved

MAXIMUM SIZE	16 ft. wide, 16 ft. high
CLASSIFICATION	Underwriters Laboratories Classified (UL) and Certified for Canada (c-UL), California State Fire Marshal Listed (CSFM)
LABEL	UL/c-UL Fire Door Label to 12 ft. wide, 12 ft. high, 120 sq. ft., UL/c-UL Oversize Door Label on larger sizes
RATING	Fire rated up to 3 hours on interior or exterior masonry or non-masonry walls
CURTAIN	Interlocking galvanized steel Type 'F' flat slats - 22 gauge to 14 ft. wide, 20 gauge over 14 ft. wide - with endlocks riveted to alternate slats
BOTTOM BAR	Two 1 1/2" x 1 1/2" x 1/8" min. steel angles
GUIDES	Formed 11 gauge min. steel U-channel guides and 3/16" min. steel wall angles bolted together and to wall with 3/8" min. fasteners no more than 24" apart
BARREL	4 1/2" min. steel pipe and solid steel shaft with sealed bearing and torsion spring(s) designed for 10,000 operating cycles
BRACKETS	3/16" min. steel plates with sealed bearing on operator side and external tension adjustment wheel
HOOD	24 gauge min. galvanized steel
OPERATION	Push-up to 10 ft. wide and 8 ft. high, "Easy-Reset" chain operator on larger doors. <i>NOTE: "Easy-Reset" chain, crank and motor operators have an internal release and governor with an average closing speed of 9" to 12" per second and eliminate the need for traditional mechanical reset</i>
RELEASE	Fusible link activated single-side release, governor controlled descent with average closing speed between 6" and 24" per second
LOCKS	Slide locks on coil side of bottom bar
FINISH	Baked-on primer and grey top coat on slats and hood, shop painted black primer on bottom bar, guides and brackets
WARRANTY	One year limited warranty (excluding finish)

COMMON OPTIONS

-  S-label for air-leakage rated "smoke" doors
-  FM Approval on doors fire rated up to 4 hours
-  Flame baffle
-  Auto-Reset chain, crank, motor operators
-  FirePro™ Inspectors Test switch for Auto-Reset fire doors
-  AR-D fail safe time delayed alarm release or AR-D2 alarm release with 7-day battery backup

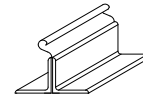
OTHER OPTIONS

- Heavier gauge slats
- FTS Auto-Reset Tubular (in-barrel) motor operator
- Audible, visible and voice warning devices
- UL-listed brush seals (included with S-label)
- Sloping or irregular shaped bottom bars
- Galvanized or powder coat finishes

CURTAIN & BOTTOM BAR DETAILS

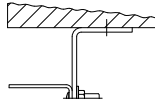


Type 'F' Flat Slat

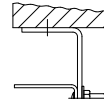


Steel Angle Bottom Bar

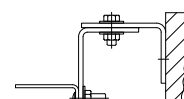
GUIDE DETAILS



Type 'Z' Guide

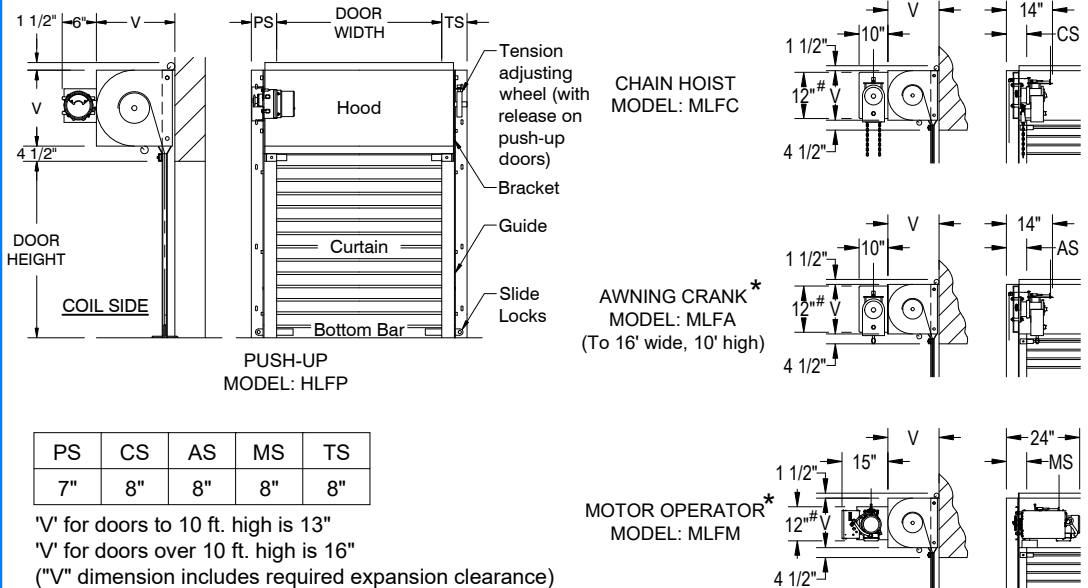


Type 'E' Guide



Between Jamb Guide

CLEARANCES (typical face mount door shown)



GENERAL NOTES:

Clearances are based upon standard door construction. Reduced clearances may be available. Some options may require additional clearance. Drive side shaft may need to be field cut to fit in clearances shown. Shop drawings for specific applications are available. Consult factory for any information not shown.
 *Available as an option # "Auto-Reset" increases height of operator by approximately 3"