



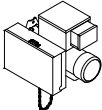




SPECIFICATIONS

UL File No. R2820 • CSFM Listing No. 3515-1587:100 • FM Approved

| | |
|-----------------------|--|
| MAXIMUM SIZE | 14 ft. wide, 14 ft. high |
| CLASSIFICATION | Underwriters Laboratories Classified (UL) and Certified for Canada (c-UL), California State Fire Marshal Listed (CSFM) |
| LABEL | UL/c-UL Fire Door Label to 12 ft. wide, 12 ft. high, 120 sq. ft., UL/c-UL Oversize Door Label on larger sizes |
| RATING | Fire rated up to 3 hours on interior or exterior masonry or non-masonry walls |
| CURTAIN | Interlocking 22 gauge galvanized steel Type 'C' curved slats with endlocks riveted to alternate slats |
| BOTTOM BAR | Two 1/8" steel angles min. |
| GUIDES | Formed 12 gauge steel U-channel guides and 3/16" steel wall angles bolted together and to wall with 3/8" fasteners 24" apart |
| BARREL | 4 1/2" min. steel pipe and solid steel shaft with sealed bearing and torsion spring(s) designed for 10,000 operating cycles |
| BRACKETS | 3/16" min. steel plates with sealed bearing on operator side and external tension adjustment wheel |
| HOOD | 24 gauge galvanized steel |
| OPERATION | Push-up to 10 ft. wide and 8 ft. high, "Easy-Reset" chain operator on larger doors <i>NOTE: "Easy-Reset" chain, crank and motor operators have an internal release and governor with an average closing speed of 9" to 12" per second and eliminate the need for traditional mechanical reset.</i> |
| RELEASE | Fusible link activated single-side release, governor controlled descent with average closing speed between 6" and 24" per second |
| LOCKS | Slide locks on coil side of bottom bar |
| FINISH | Baked-on primer and top coat on slats and hood - tan opposite coil side/off-white coil side, or grey both sides - shop painted black primer on bottom bar, guides and brackets |
| WARRANTY | One year limited warranty (excluding finish) |

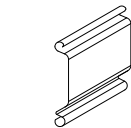
COMMON OPTIONS

-  S-label for air-leakage rated "smoke" doors
-  FM Approval on doors fire rated up to 4 hours
-  Flame baffle
-  Keyed handle release
-  FGH motor operator with AR-C Auto-Reset Conversion Module
-  AR-D fail safe time delayed alarm release or AR-D2 alarm release with 7-day battery backup
-  Audible, visible and voice warning devices

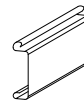
OTHER OPTIONS

- UL listed brush seals (included with S-label)
- Sloping or irregular shaped bottom bars
- Galvanized or powder coat finishes

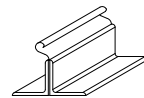
CURTAIN & BOTTOM BAR DETAILS



Type 'C' Curved Slat

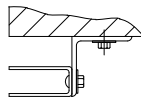


Type 'F' Flat Slat*

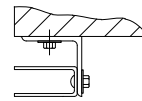


Steel Angle Bottom Bar

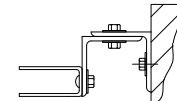
GUIDE DETAILS



Type 'Z' Guide

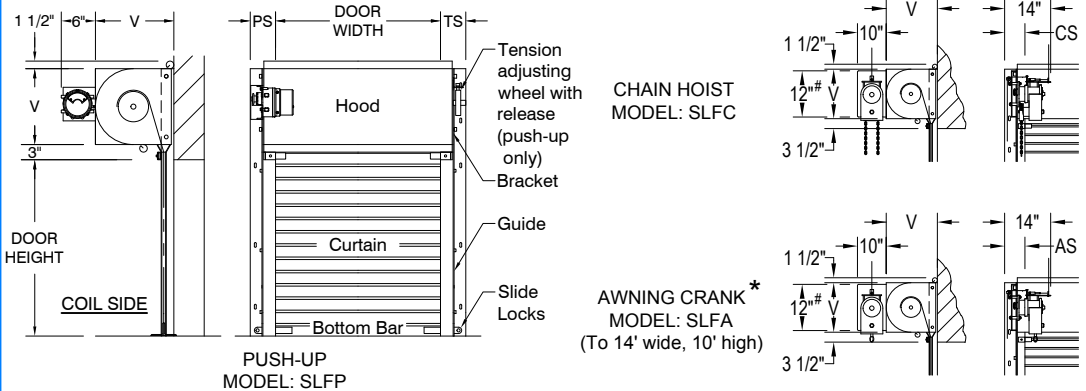


Type 'E' Guide



Between Jamb Guide

CLEARANCES (typical face mount door shown)



| | | | | |
|----|----|----|----|----|
| PS | CS | AS | MS | TS |
| 7" | 8" | 8" | 8" | 8" |

'V' for doors to 10 ft. high is 13"
 'V' for doors over 10 ft. high is 16"
 ('V' dimension includes required expansion clearance)

GENERAL NOTES:

Clearances are based upon standard door construction. Reduced clearances may be available. Some options may require additional clearance. Shop drawings for specific applications are available. Consult factory for any information not shown.

* Available as an option # "Auto-Reset" increases height of operator by approximately 3"