



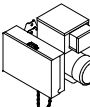
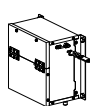



SPECIFICATIONS

UL File No. R2820 • CSFM Listing No. 3515-1587:100 • FM Approved

MAXIMUM SIZE	60 ft. wide, 50 ft. high, 1320 sq. ft.
CLASSIFICATION	Underwriters Laboratories Classified (UL) and Certified for Canada (c-UL), California State Fire Marshal Listed (CSFM)
LABEL	UL/c-UL Fire Door Label to 12 ft. wide, 12 ft. high, 120 sq. ft., UL/c-UL Oversize Door Label on larger sizes
RATING	Fire rated up to 3 hours on interior or exterior masonry or non-masonry walls
CURTAIN	Interlocking 22 gauge min. galvanized steel Type 'T' flat slats with endlocks riveted to alternate slats
BOTTOM BAR	Two 2" x 2" x 1/8" min. steel angles
GUIDES	Formed 11 gauge min. steel U-channel guides (3/16" min. steel angle guides on doors over 24 ft. wide) and 3/16" min. steel wall angles bolted together and to wall with 3/8" min. fasteners no more than 24" apart
BARREL BRACKETS	6 5/8" min. steel pipe and solid steel shaft with sealed precision bearing and torsion spring(s) designed for 20,000 operating cycles
HOOD	3/16" min. steel plates with sealed precision bearing on operator side and external tension adjustment wheel
OPERATION	24 gauge min. galvanized steel
RELEASE LOCKS	Push-up to 8 ft. wide and 8 ft. high, "Easy-Reset" chain operator on larger doors to 24 ft. wide, 20 ft. high, 350 sq. ft., "Easy-Reset" motor operator on doors exceeding limits of chain operator NOTE: "Easy-Reset" chain, crank and motor operators have an internal release and governor with an average closing speed of 9" to 12" per second and eliminate the need for traditional mechanical reset
FINISH	Fusible link activated single-side release, governor controlled descent with average closing speed between 6" and 24" per second
WARRANTY	Slide locks on coil side of bottom bar
	Baked-on primer and top coat on slats and hood - tan opposite coil side/off-white coil side, or grey both sides - shop painted black primer on bottom bar, guides and brackets
	Two year limited warranty (excluding finish)

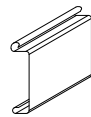
COMMON OPTIONS

-  S-label for air-leakage rated "smoke" doors
-  FM Approval on doors fire rated up to 4 hours
-  Flame baffle
-  Keyed handle release
-  FGH motor operator with AR-C Auto-Reset Conversion Module
-  AR-D fail safe time delayed alarm release or AR-D2 alarm release with 7-day battery backup
-  Audible, visible and voice warning devices

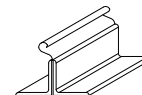
OTHER OPTIONS

- Designs for up to 100,000 operating cycles
- Stainless steel doors (to 36 ft. wide)
- UL-listed brush seals (included with S-label)
- Sloping or irregular shaped bottom bars
- Galvanized or powder coat finishes

CURTAIN & BOTTOM BAR DETAILS

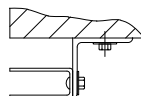


Type 'T' Flat Slat

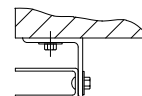


Steel Angle Bottom Bar

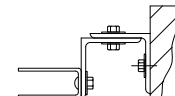
GUIDE DETAILS



Type 'Z' Guide

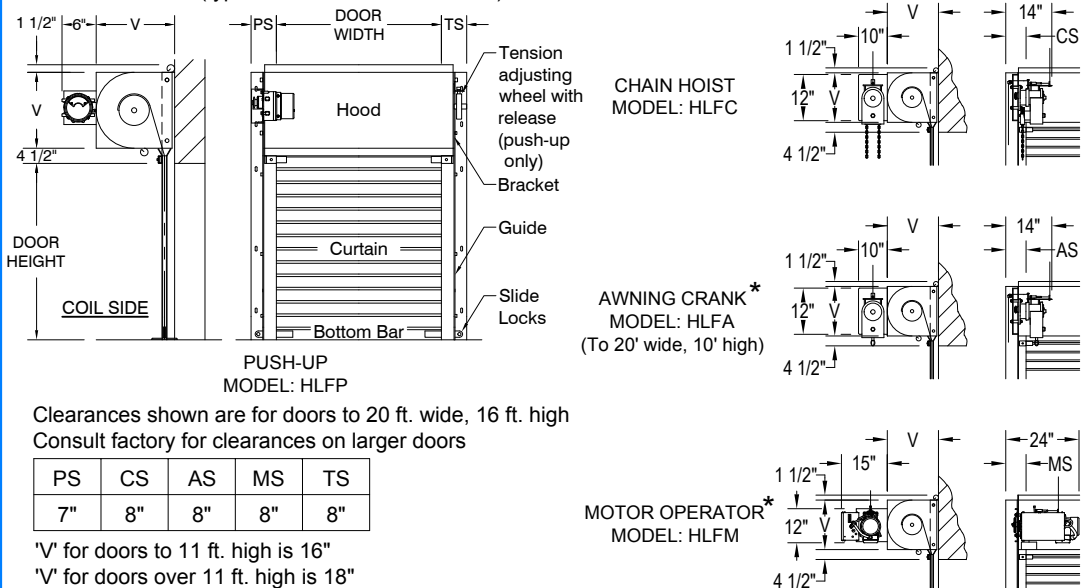


Type 'E' Guide



Between Jamb Guide

CLEARANCES (typical face mount door shown)



GENERAL NOTES:

Clearances are based upon standard door construction. Reduced clearances may be available. Some options may require additional clearance. Shop drawings for specific applications are available. Consult factory for any information not shown.

* Available as an option