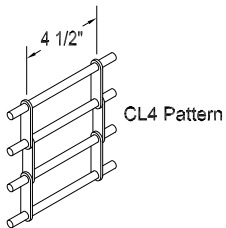


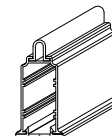
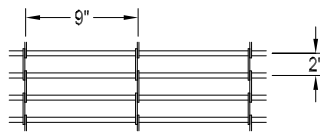
**SPECIFICATIONS**

<b>MAXIMUM SIZE</b>	20 ft. wide, 8 ft. high, 100 sq. ft.
<b>CURTAIN</b>	CL9 straight link pattern with 5/16" horizontal aluminum rods on 2" centers, vertical chains formed from single 1/8" aluminum 2-hole links on 9" centers, aluminum spacer tubes between links on every 6th rod, retaining rings on ends of rods
<b>BOTTOM BAR</b>	Rectangular aluminum extrusion
<b>GUIDES</b>	Aluminum extrusions with polyester pile wear strip, field adjustable lock bar heights
<b>BARREL</b>	4 1/2" min. steel pipe and solid steel shaft with sealed bearing and torsion spring(s) designed for 10,000 operating cycles
<b>BRACKETS</b>	1/8" min. steel plates with sealed bearing on operator side and external tension adjustment wheel
<b>HOOD</b>	20 gauge aluminum
<b>OPERATION</b>	Push-up to 14 ft. wide, awning crank on larger sizes
<b>LOCKS</b>	Single cylinder or guarded thumb-turn on coil side or opposite coil side of bottom bar to activate double throw-bolt lock
<b>FINISH</b>	Mill finish aluminum curtain, clear anodized aluminum bottom bar, guides and hood, shop painted black primer on steel brackets
<b>WARRANTY</b>	One year limited warranty (excluding finish)

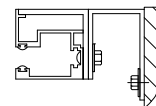
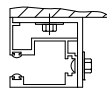
**COMMON OPTIONS**



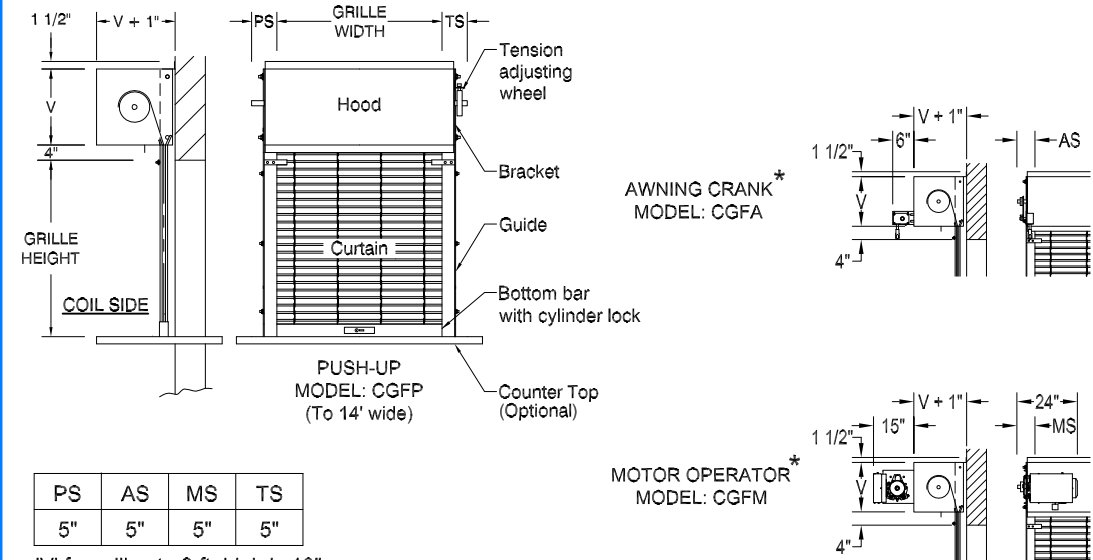
**CURTAIN & BOTTOM BAR DETAILS**



**GUIDE DETAILS**



**CLEARANCES** (typical face mount grille shown)



**OTHER OPTIONS**

- Vinyl bottom seal
- Guide bottom caps
- Cylinder locks on coil side and opposite coil side
- Stainless steel
- Clear, bronze, or color anodized finishes
- Powder coat finish (bottom bar, guides & hood)

**GENERAL NOTES:**

Clearances are based upon standard counter grille construction. Reduced clearances may be available. Some options may require additional clearance. Shop drawings for specific applications are available. Consult factory for any information not shown.

\* Available as an option