

SPECIFICATIONS

UL File No. R2820 • CSFM Listing No. 3515-1587:100 • FM Approved

MAXIMUM SIZE	16 ft. wide, 10 ft. high, 120 sq. ft.
CLASSIFICATION	Underwriters Laboratories Classified (UL) and Certified for Canada (c-UL), California State Fire Marshal Listed (CSFM)
LABEL	UL/c-UL Fire Door Label to 12 ft. wide, 10 ft. high, UL/c-UL Oversize Door Label on larger sizes
RATING	Fire rated up to 3 hours on interior or exterior masonry or non-masonry walls
CURTAIN	Interlocking 22 gauge galvanized steel or stainless steel Type 'F' flat slats with endlocks riveted to alternate slats
BOTTOM BAR	One 2" x 2" x 1/8" steel or stainless steel angle
GUIDES	Formed 12 gauge steel or stainless steel shapes bolted together and to wall with 3/8" fasteners no more than 24" apart
BARREL	4 1/2" steel pipe and solid steel shaft with sealed bearing and torsion spring(s) designed for 10,000 operating cycles
BRACKETS	1/8" min. steel plates with sealed bearing on operator side and external tension adjustment wheel
HOOD	24 gauge galvanized steel or stainless steel
OPERATION	Push-up to 12 ft. wide, 8 ft. high, 84 sq. ft., awning crank on larger sizes <i>NOTE: "Easy-Reset" or "Auto-Reset" crank and motor operated doors close automatically without a loss of spring tension and eliminate the need for traditional mechanical reset</i>
RELEASE LOCKS	Fusible link activated single-side release, governor controlled descent with average closing speed between 6" and 24" per second
FINISH	Slide locks on coil side of bottom bar Baked-on primer and grey top coat on galvanized steel slats and hood, shop painted black primer on steel bottom bar, guides and brackets - brushed finish on stainless steel slats, bottom bar, guides and hood
WARRANTY	One year limited warranty (excluding finish)

COMMON OPTIONS



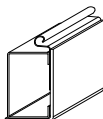
S-label for air-leakage rated "smoke" doors



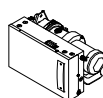
FM Approval on doors fire rated up to 4 hours



Flame baffle



Steel or stainless steel tubular bottom bar



Auto-Reset crank and motor operators



FirePro™ Inspectors Test switch for Auto-Reset counter fire doors

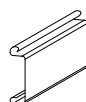


AR-D fail safe time delayed alarm release or AR-D2 alarm release with 7-day battery backup

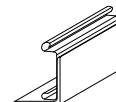
OTHER OPTIONS

- Labeled stainless steel counter tops
- Sill angles
- UL listed brush seals (included with S-label)
- Galvanized or powder coat finishes

CURTAIN & BOTTOM BAR DETAILS

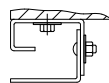


Type 'F' Flat Slat

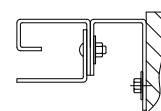


Steel Angle Bottom Bar

GUIDE DETAILS

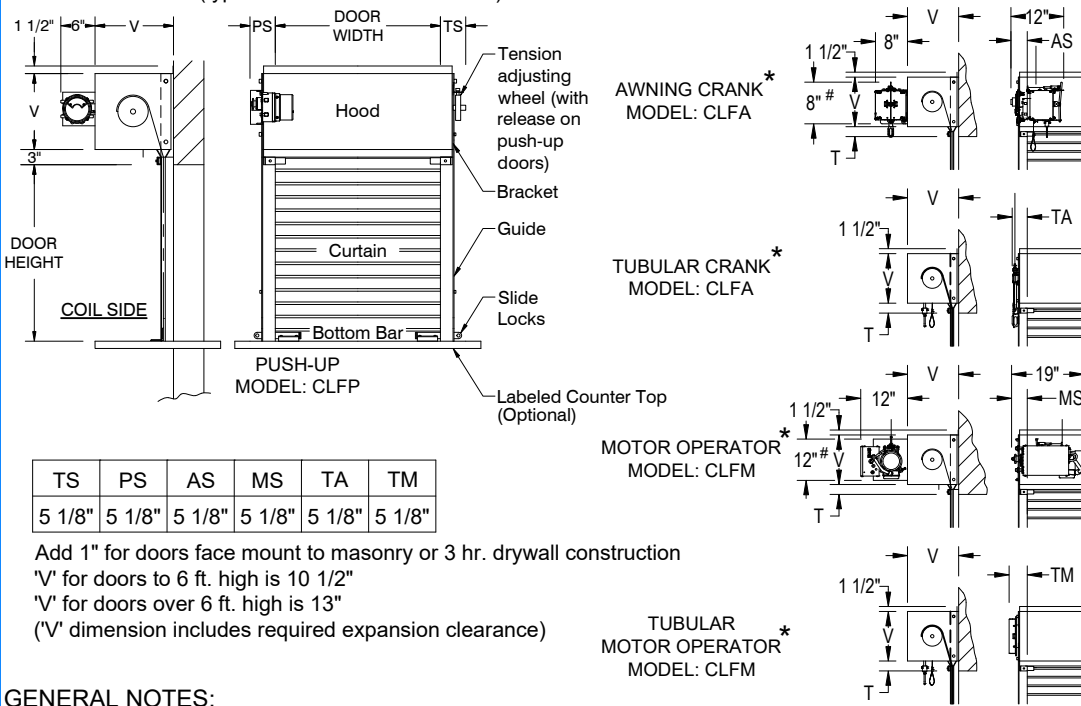


Face Mount



Between Jamb Mount

CLEARANCES (typical face mount door shown)



TS	PS	AS	MS	TA	TM
5 1/8"	5 1/8"	5 1/8"	5 1/8"	5 1/8"	5 1/8"

Add 1" for doors face mount to masonry or 3 hr. drywall construction
 'V' for doors to 6 ft. high is 10 1/2"
 'V' for doors over 6 ft. high is 13"
 ('V' dimension includes required expansion clearance)

GENERAL NOTES:

Clearances are based upon standard door construction. Reduced clearances may be available. Some options may require additional clearance. Drive side shaft may need to be field cut to fit in clearances shown. Shop drawings for specific applications are available. Consult factory for any information not shown.
 * Available as an option # "Auto-Reset" increases height of operator by approximately 3"