






SPECIFICATIONS

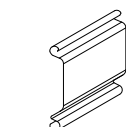
UL File No. R2820 • CSFM Listing No. 3515-1587:100 • FM Approved

| | |
|-----------------------|--|
| MAXIMUM SIZE | 14 ft. wide, 14 ft. high |
| CLASSIFICATION | Underwriters Laboratories Classified (UL) and Certified for Canada (c-UL), California State Fire Marshal Listed (CSFM) |
| LABEL | UL/c-UL Fire Door Label to 12 ft. wide, 12 ft. high, 120 sq. ft., UL/c-UL Oversize Door Label on larger sizes |
| RATING | Fire rated up to 3 hours on interior or exterior masonry or non-masonry walls |
| CURTAIN | Interlocking 22 gauge galvanized steel Type 'C' curved slats with endlocks riveted to alternate slats |
| BOTTOM BAR | Two 1 1/2" x 1 1/2" x 1/8" min. steel angles |
| GUIDES | Formed 11 gauge steel U-channel guides and 3/16" steel wall angles bolted together and to wall with 3/8" fasteners 24" apart |
| BARREL | 4 1/2" min. steel pipe and solid steel shaft with sealed bearing and torsion spring(s) designed for 10,000 operating cycles |
| BRACKETS | 3/16" min. steel plates with sealed bearing on operator side and external tension adjustment wheel |
| HOOD | 24 gauge galvanized steel |
| OPERATION | Push-up to 10 ft. wide and 8 ft. high, "Easy-Reset" chain operator on larger doors <i>NOTE: "Easy-Reset" chain, crank and motor operators have an internal release and governor with an average closing speed of 9" to 12" per second and eliminate the need for traditional mechanical reset.</i> |
| RELEASE LOCKS | Fusible link activated single-side release, governor controlled descent with average closing speed between 6" and 24" per second |
| FINISH | Baked-on primer and grey top coat on slats and hood, shop painted black primer on bottom bar, guides and brackets |
| WARRANTY | One year limited warranty (excluding finish) |

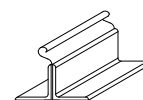
COMMON OPTIONS

-  FM Approval
-  Flame baffle
-  Auto-Reset chain, crank, motor operators
-  FirePro™ Inspectors Test switch for Auto-Reset fire doors
-  AR-D fail safe time delayed alarm release or AR-D2 alarm release with 7-day battery backup

CURTAIN & BOTTOM BAR DETAILS

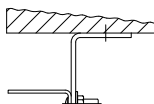


Type 'C' Curved Slat

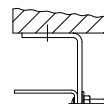


Steel Angle Bottom Bar

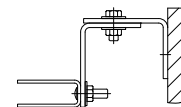
GUIDE DETAILS



Type 'Z' Guide

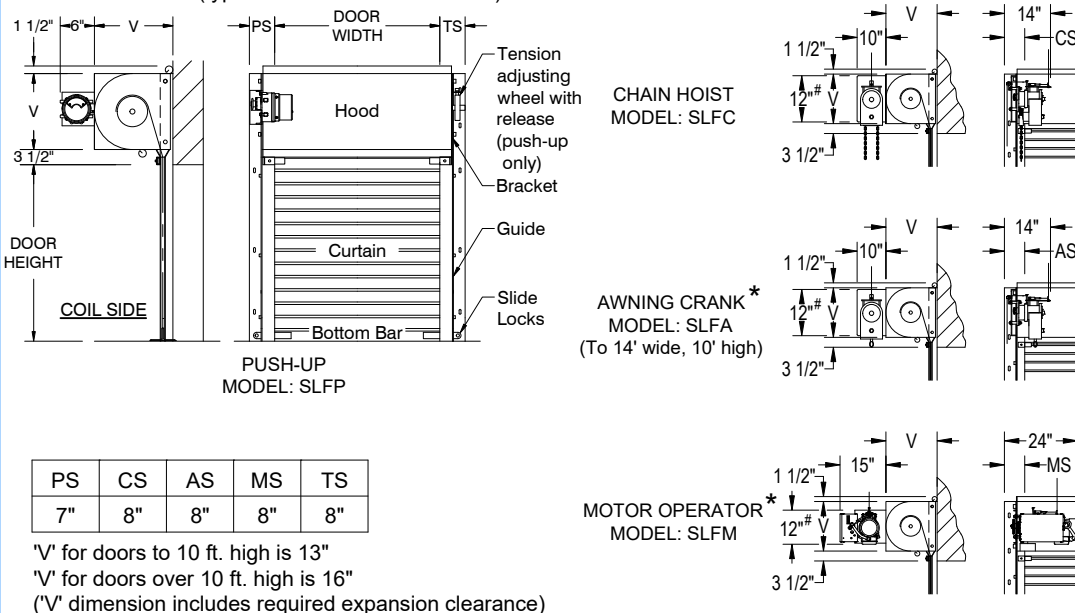


Type 'E' Guide



Between Jamb Guide

CLEARANCES (typical face mount door shown)



OTHER OPTIONS

- Powder coat finishes
- FTS Auto-Reset Tubular (in-barrel) motor operator

GENERAL NOTES:

Clearances are based upon standard door construction. Reduced clearances may be available. Some options may require additional clearance. Drive side shaft may need to be field cut to fit in clearances shown. Shop drawings for specific applications are available. Consult factory for any information not shown.
 * Available as an option # "Auto-Reset" increases height of operator by approximately 3"