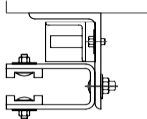
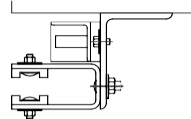


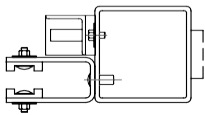
GUIDE DETAILS



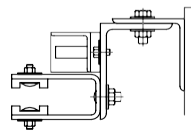
Face Mount E-Guide
(Non-masonry Jamb)



Face Mount Z-Guide
(Masonry Jamb)




Tube Mount (Optional)

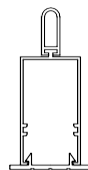


Between Jamb Mount

CURTAIN & BOTTOM BAR DETAILS



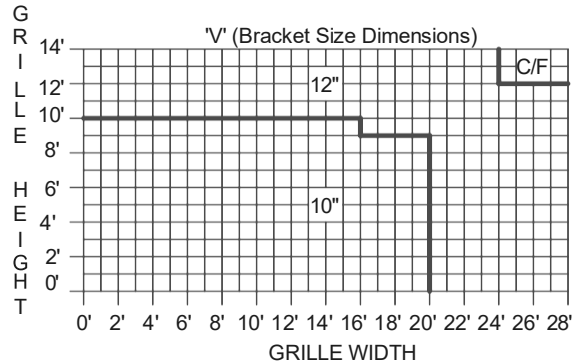
TL9
Inline Link Curtain
Links 9" apart, Rods 2" OC



Extruded Aluminum Bottom Bar

CLEARANCES

Grille Width "W"	TS	MS
To 28'	8 1/4"	8 1/4"



GENERAL NOTES:

Clearances are based upon standard grille construction. Some options may require additional clearance. Shop drawings for specific applications are available. Consult factory for information not shown.