



# MODEL ML FIRE DOORS

## M-SERIES

Our Model ML exemplifies fire protection at its finest. It's designed to act as a fire barrier to protect your building or property against the worst of circumstances.

### FEATURES INCLUDE:

- Low headroom, tight sideroom design
- Available as an S-Label "Smoke Door"
- Up to 10,000 operating cycles
- 1 1/2 to 3 Hour Fire Ratings (Optional FM 4 Hour Rating)
- Up To 16' wide and 16' high

### COMMON APPLICATIONS:

- Trash Rooms
- Warehouses
- Parking Structures
- Schools/Universities
- Healthcare



**LAWRENCE**  
DOORS

SCAN  
FOR MORE  
INFORMATION




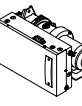




**SPECIFICATIONS**

UL File No. R2820 • CSFM Listing No. 3515-1587:100 • FM Approved

- MAXIMUM SIZE** 16 ft. wide, 16 ft. high
- CLASSIFICATION** Underwriters Laboratories Classified (UL) and Certified for Canada (c-UL), California State Fire Marshal Listed (CSFM)
- LABEL** UL/c-UL Fire Door Label to 12 ft. wide, 12 ft. high, 120 sq. ft., UL/c-UL Oversize Door Label on larger sizes
- RATING** Fire rated up to 3 hours on interior or exterior masonry or non-masonry walls
- CURTAIN** Interlocking galvanized steel Type 'F' flat slats - 22 gauge to 14 ft. wide, 20 gauge over 14 ft. wide - with endlocks riveted to alternate slats
- BOTTOM BAR GUIDES** Two 1 1/2" x 1 1/2" x 1/8" min. steel angles
- BRACKET** Formed 11 gauge min. steel U-channel guides and 3/16" min. steel wall angles bolted together and to wall with 3/8" min. fasteners no more than 24" apart
- BARREL BRACKETS** 4 1/2" min. steel pipe and solid steel shaft with sealed bearing and torsion spring(s) designed for 10,000 operating cycles
- HOOD** 3/16" min. steel plates with sealed bearing on operator side and external tension adjustment wheel
- OPERATION** 24 gauge min. galvanized steel
- RELEASE LOCKS** Push-up to 10 ft. wide and 8 ft. high, "Easy-Reset" chain operator on larger doors. *NOTE: "Easy-Reset" chain, crank and motor operators have an internal release and governor with an average closing speed of 9" to 12" per second and eliminate the need for traditional mechanical reset*
- FINISH** Fusible link activated single-side release, governor controlled descent with average closing speed between 6" and 24" per second
- FINISH** Slide locks on coil side of bottom bar
- FINISH** Baked-on primer and top coat on slats and hood - grey both sides or tan opposite coil side/off-white coil side - shop painted black primer on bottom bar, guides and brackets
- WARRANTY** One year limited warranty (excluding finish)

**COMMON OPTIONS**

-  S-label for air-leakage rated "smoke" doors
-  FM Approval on doors fire rated up to 4 hours
-  Flame baffle
-  Auto-Reset chain, crank, motor operators
-  FirePro™ Inspectors Test switch for Auto-Reset fire doors
-  AR-D fail safe time delayed alarm release or AR-D2 alarm release with 7-day battery backup

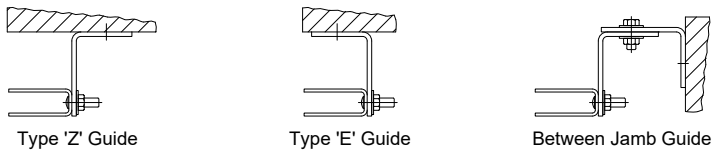
**OTHER OPTIONS**

- Heavier gauge slats
- FTS Auto-Reset Tubular (in-barrel) motor operator
- Audible, visible and voice warning devices
- UL-listed brush seals (included with S-label)
- Sloping or irregular shaped bottom bars
- Galvanized or powder coat finishes

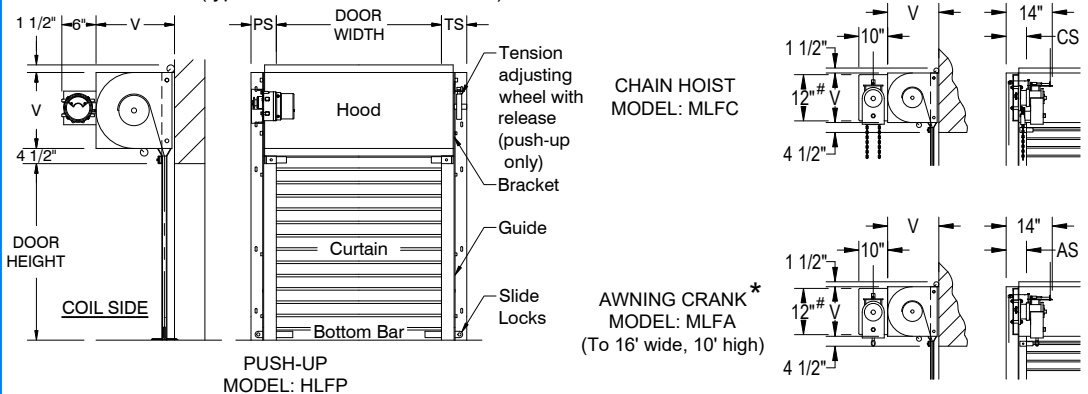
**CURTAIN & BOTTOM BAR DETAILS**



**GUIDE DETAILS**



**CLEARANCES (typical face mount door shown)**



PS	CS	AS	MS	TS
7"	8"	8"	8"	8"

'V' for doors to 10 ft. high is 13"  
 'V' for doors over 10 ft. high is 16"  
 ("V" dimension includes required expansion clearance)

**GENERAL NOTES:**

Clearances are based upon standard door construction. Reduced clearances may be available. Some options may require additional clearance. Drive side shaft may need to be field cut to fit in clearances shown. Shop drawings for specific applications are available. Consult factory for any information not shown.

\*Available as an option # "Auto-Reset" increases height of operator by approximately 3"



4525 Littlejohn Street • Baldwin Park, CA 91706  
 (626) 869-0837 • Toll Free (866) 939-3399 • Fax (626) 869-0841  
 www.lawrencedoors.com

ML-01/20